

Scaled data based on original data using
LM-79-08 Approved Method: Electrical and Photometric Measurements of Solid-
State Lighting Products

Test Report Prepared for
Cooper Lighting Solutions
(formerly Eaton)

Brand: McGRAW-EDISON

Report Number: P226933

Luminaire Tested: **ISW-AF-350-LED-E1-SL3-7050**

Issue Date: 3/3/2020

Test Information

Test Method: LM-79-08
Report Number: P226933
TEST IS SCALED FROM IESNA LM-79-08 TEST DATA (P35946)
Test Lab: INNOVATION CENTER-P3
Issue Date: 3/3/2020
Manufacturer: COOPER LIGHTING SOLUTIONS (FORMERLY EATON)
Product Line: MCGRAW-EDISON
Catalog Number: ISW-AF-350-LED-E1-SL3-7050
Description: IMPACT ELITE LED WEDGE LUMINAIRE
LIGHT SQUARE WITH ACCULED OPTICS-TYPE III W/SPILL CONTROL
Light Source: (16) 5000K CCT, 70 CRI LEDs
Ballast/Driver: ELECTRONIC DRIVER

Summary

Lumens per Lamp: N/A
Luminaire Lumens: 2365.1 lumens
Efficiency: N/A
Efficacy: 117.7 lumens/watt
Luminous Opening: Rectangular (W 0.5' x L: 0.5' x H: 0')
IES Classification: Type II - Short - Semi-Cutoff
BUG Rating: B0 - U1 - G1

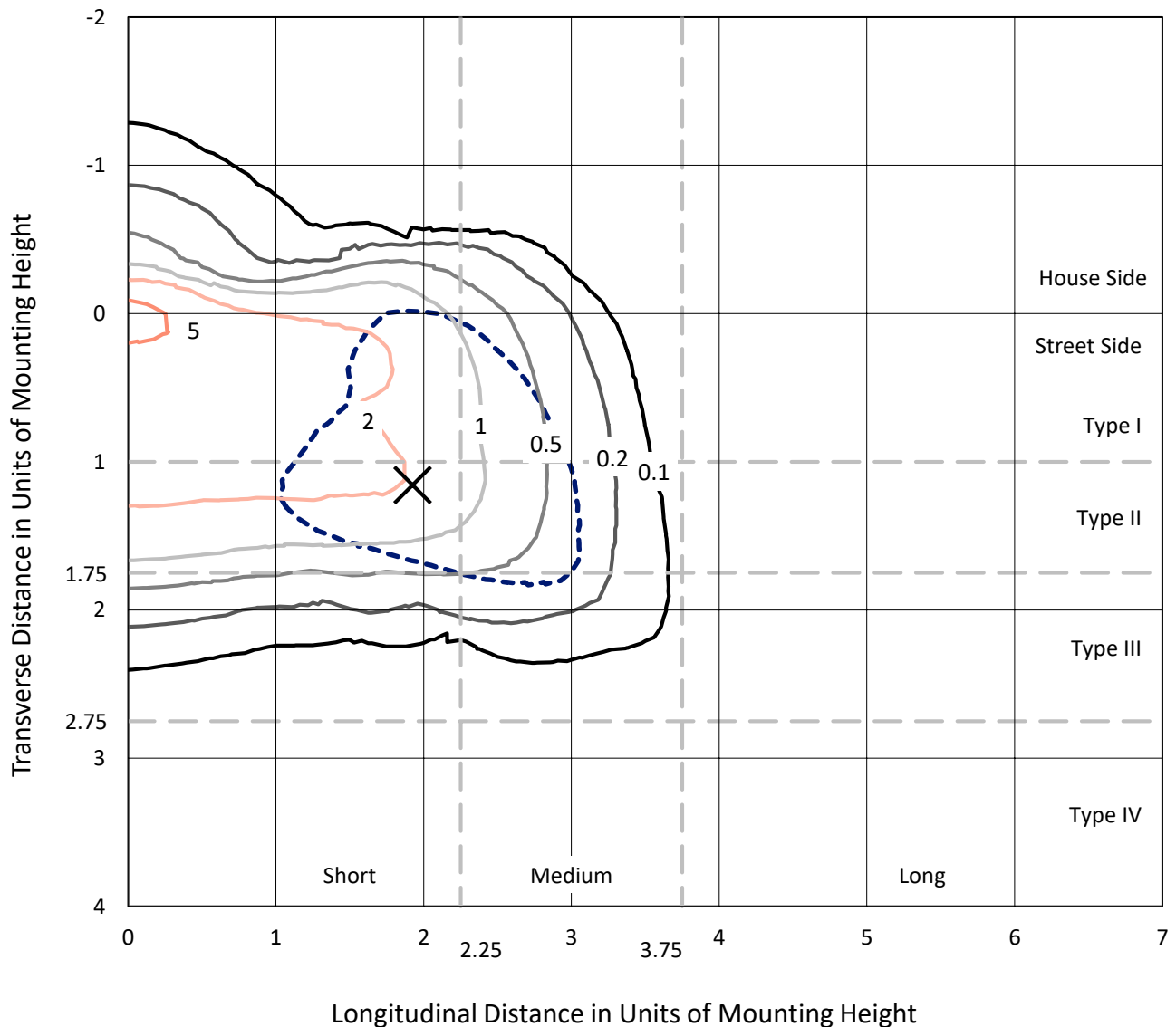
Input Watts (W): 20.09
Input Voltage (V): 120
Input Current (Ain): NR
Voltage Rise (V): NR
Power Factor: NR
Total Harmonic Distortion (THDi): NR
Frequency (hertz): 60
Stabilization Time: NR
Operation Time: NR
Ambient Temperature (°C): NR
Test Distance: 25 FT



REPORT NUMBER: P226933
 CATALOG NUMBER: ISW-AF-350-LED-E1-SL3-7050

Iso-Footcandle Lines of Horizontal Illumination

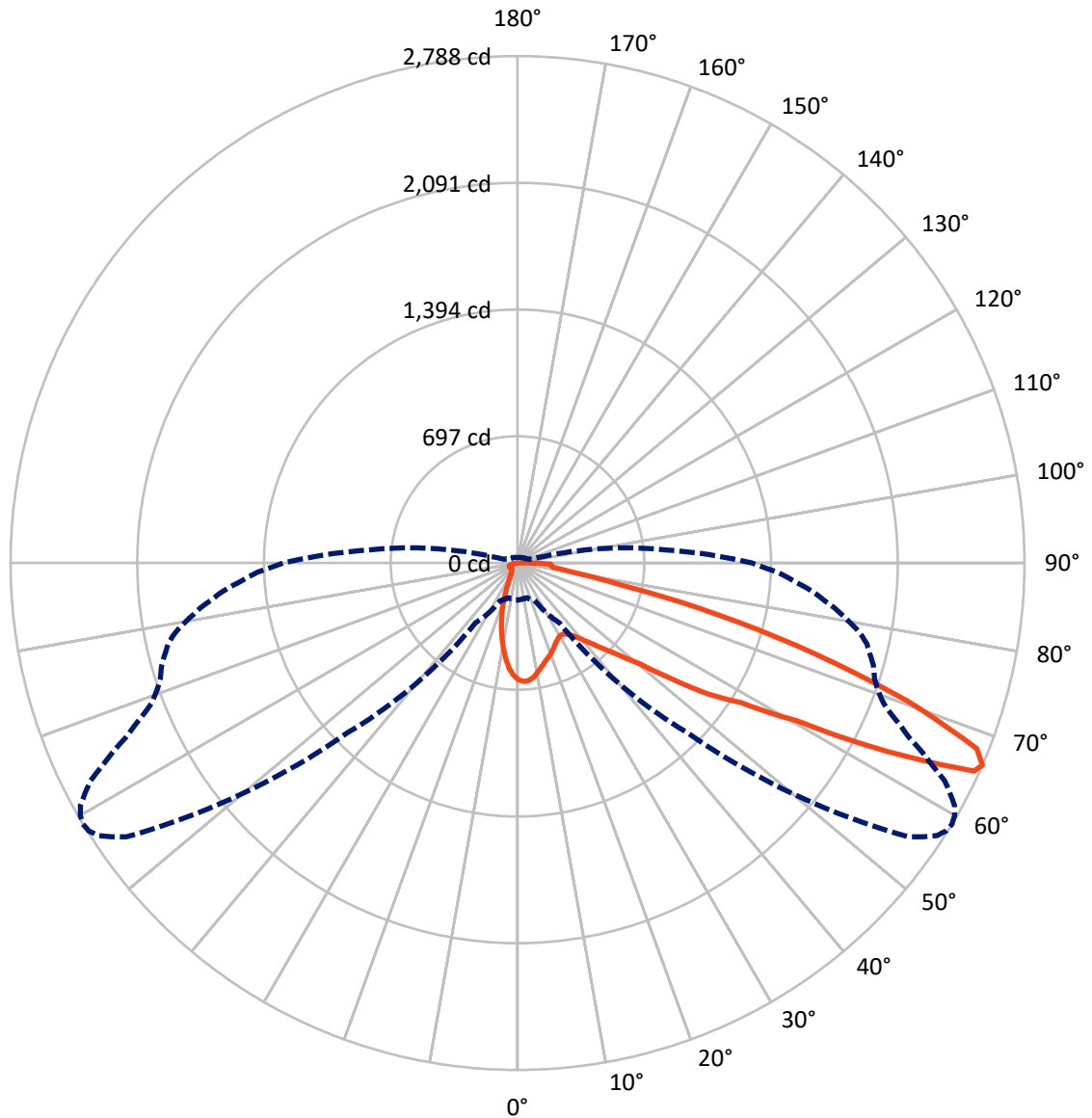
✕ Max cd
 - - - 1/2 Max cd



Based on 10 foot mounting height. Maximum calculated value = 6.4 fc
 Type II - Short - Semi-Cutoff

REPORT NUMBER: P226933
CATALOG NUMBER: ISW-AF-350-LED-E1-SL3-7050

Luminous Intensity Polar Plot



— Vertical Plane Through 59-Deg Lateral - - - Horizontal Cone Through 66-Deg Vertical

REPORT NUMBER: P226933

CATALOG NUMBER: ISW-AF-350-LED-E1-SL3-7050

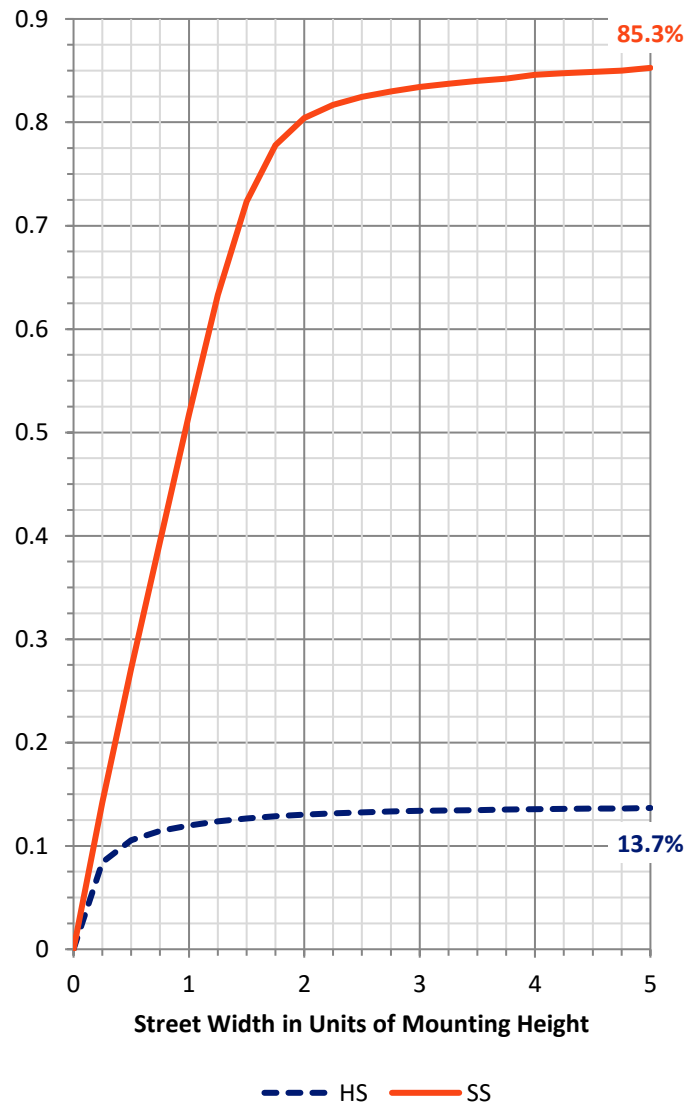
FLUX DISTRIBUTION:

		Downward	Upward	Total
House Side	Lumens	328.1	0.1	328.3
	% Fixture	13.9	0.0	13.9
Street Side	Lumens	2036.0	0.9	2036.8
	% Fixture	86.1	0.0	86.1
Total	Lumens	2364.1	1.0	2365.1
	% Fixture	100.0	0.0	100.0

Coefficient of Utilization

ZONAL LUMENS:

Zone	Lumens	% Fixture
0°-10°	54.8	2.3
10°-20°	115.7	4.9
20°-30°	145.1	6.1
30°-40°	198.6	8.4
40°-50°	319.4	13.5
50°-60°	555.0	23.5
60°-70°	674.4	28.5
70°-80°	251.6	10.6
80°-90°	49.5	2.1
90°-100°	1.0	0.0
100°-110°	0.0	0.0
110°-120°	0.0	0.0
120°-130°	0.0	0.0
130°-140°	0.0	0.0
140°-150°	0.0	0.0
150°-160°	0.0	0.0
160°-170°	0.0	0.0
170°-180°	0.0	0.0
0°-90°	2364.1	100.0
0°-180°	2365.1	100.0



REPORT NUMBER: P226933

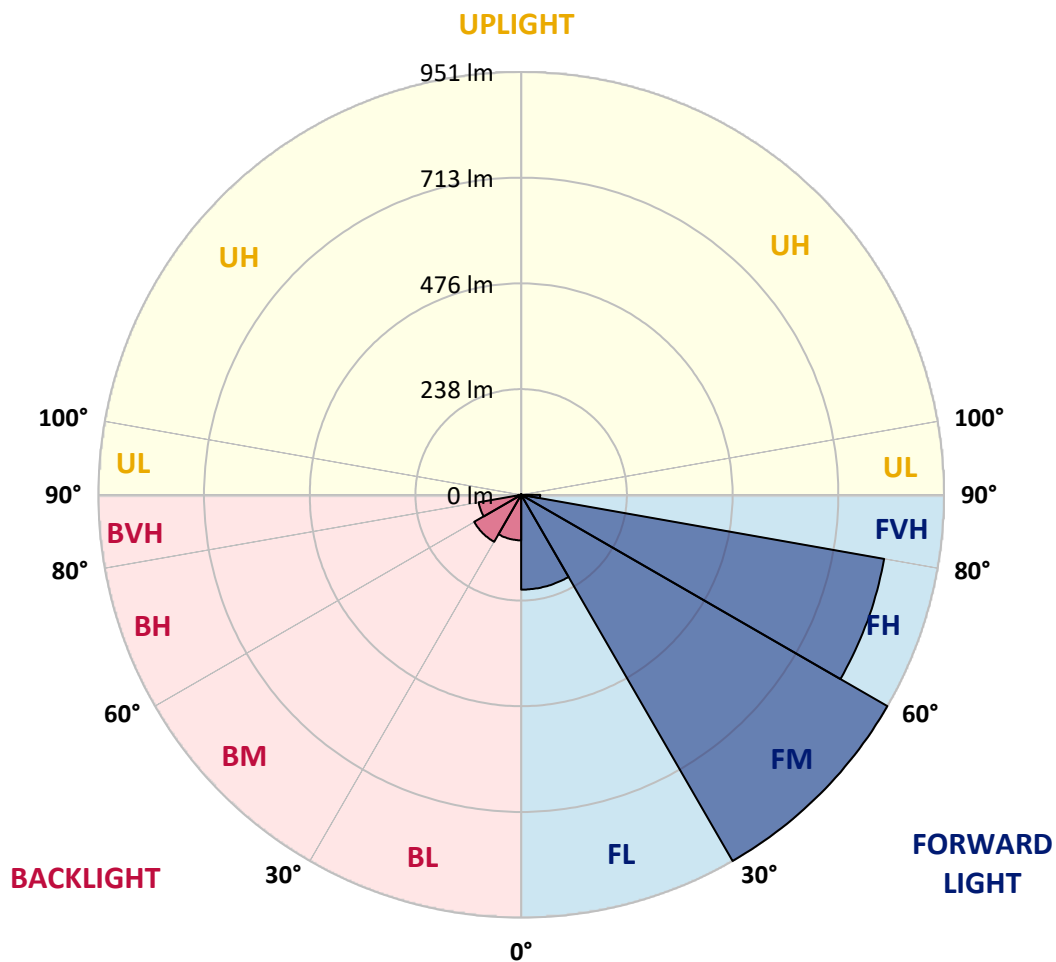
CATALOG NUMBER: ISW-AF-350-LED-E1-SL3-7050

LUMINAIRE CLASSIFICATION SYSTEM LUMEN TABLE AND BUG RATING:

Zone		Lumens	% Fixture	Zone Rating/Lumen Limit		
				B	U	G
FL	(0°-30°)	213.3	9.0			
FM	(30°-60°)	951.0	40.2			
FH	(60°-80°)	828.9	35.0			G1/1800
FVH	(80°-90°)	42.7	1.8			G1/100
BL	(0°-30°)	102.3	4.3	B0/110		
BM	(30°-60°)	122.0	5.2	B0/220		
BH	(60°-80°)	97.0	4.1	B0/110		G0/110
BVH	(80°-90°)	6.8	0.3			G0/10
UL	(90°-100°)	1.0	0.0		U1/10	
UH	(100°-180°)	0.1	0.0		U1/10	

BUG Rating: B0-U1-G1

Type II Short





REPORT NUMBER: P226933

CATALOG NUMBER: ISW-AF-350-LED-E1-SL3-7050

CANDELA DISTRIBUTION (FULL):

	0°	5°	15°	25°	35°	45°	55°	56°	57°	58°	59°
0°	642.5	642.5	642.5	642.5	642.5	642.5	642.5	642.5	642.5	642.5	642.5
2.5°	659.2	657.0	661.0	659.6	660.7	655.2	654.1	653.0	653.8	652.7	652.7
5°	643.6	642.5	647.2	649.8	652.0	651.2	650.9	650.9	651.2	648.7	649.1
7.5°	597.9	597.2	603.7	608.4	619.0	625.1	633.1	633.5	634.2	633.1	635.3
10°	549.3	551.5	557.3	564.9	580.5	590.0	605.2	608.1	609.2	609.5	609.9
12.5°	502.9	500.8	508.0	522.5	543.5	558.8	578.0	579.4	581.3	583.8	586.3
15°	461.6	464.1	469.9	485.2	507.3	528.7	553.7	555.1	558.8	560.9	564.6
17.5°	433.3	433.3	439.8	454.0	474.6	501.8	533.4	535.9	538.8	541.7	545.7
20°	419.2	419.2	421.7	430.0	448.2	474.3	512.4	515.3	520.3	523.6	529.0
22.5°	418.1	417.7	417.4	419.2	430.0	450.4	489.9	493.9	498.2	503.3	508.0
25°	429.7	430.8	426.4	423.5	424.6	434.0	468.5	470.7	479.0	482.3	488.1
27.5°	446.4	448.2	444.6	440.2	433.7	427.5	450.4	454.0	459.4	464.9	472.1
30°	470.3	469.9	469.6	466.7	454.0	434.8	444.9	447.5	452.2	456.5	462.7
32.5°	496.0	498.9	501.1	499.7	486.6	454.0	452.5	454.7	459.1	461.6	465.6
35°	529.4	530.9	539.2	539.2	526.1	488.4	473.9	475.7	477.9	479.0	481.9
37.5°	566.0	571.1	583.4	590.7	570.4	531.2	507.6	507.6	508.7	509.5	511.3
40°	608.4	615.7	632.7	646.5	633.5	584.5	551.9	555.1	554.1	552.6	556.6
42.5°	657.8	665.7	686.4	699.5	691.8	648.7	611.3	609.2	612.4	608.1	609.5
45°	715.1	721.2	742.2	756.0	762.2	727.4	689.3	685.0	685.0	675.5	679.5
47.5°	766.5	768.4	788.7	813.0	832.9	833.6	780.0	777.1	770.2	764.0	762.6
50°	814.4	819.8	832.9	859.4	901.1	937.3	904.7	895.6	888.0	865.2	872.1
52.5°	897.4	908.0	916.3	932.3	981.6	1055.2	1095.4	1081.3	1079.5	1058.8	1054.1
55°	913.0	914.1	941.7	1033.8	1149.8	1202.8	1280.0	1279.6	1285.4	1278.9	1272.7
57.5°	839.8	831.1	877.1	998.6	1231.8	1503.7	1480.1	1482.7	1475.1	1455.1	1449.0
60°	654.1	661.4	711.1	865.9	1172.7	1698.1	1853.6	1807.6	1840.6	1788.7	1760.8
62.5°	368.0	359.7	393.4	556.2	962.0	1708.2	2362.4	2367.4	2383.4	2354.4	2286.2
65°	237.5	233.9	230.6	281.4	576.5	1494.3	2643.7	2706.1	2743.5	2758.7	2759.8
66°	204.1	201.2	197.3	230.3	401.8	1316.6	2625.6	2692.3	2751.8	2780.1	2788.4
67.5°	173.7	169.3	168.6	190.7	279.6	1021.5	2452.6	2557.4	2610.0	2683.3	2723.2
70°	132.7	130.5	137.1	164.6	214.7	480.8	1954.4	2091.1	2181.8	2239.1	2276.1
72.5°	111.3	110.6	119.7	150.5	203.4	272.7	1368.1	1515.0	1609.6	1664.3	1715.1
75°	87.0	87.7	99.7	143.6	202.3	237.5	794.8	934.8	989.9	1076.2	1142.2
77.5°	65.3	64.5	74.0	116.0	197.3	240.8	413.0	471.0	531.6	575.5	591.4
80°	45.7	46.4	52.9	79.8	153.7	247.7	257.4	270.9	283.6	297.7	300.6
82.5°	30.5	30.8	39.2	54.8	106.6	236.4	240.4	234.2	224.5	212.1	198.7
85°	18.5	19.2	27.9	37.0	82.7	213.9	248.7	232.4	217.6	201.2	184.9
87.5°	9.4	10.5	16.7	21.8	49.0	105.5	258.9	246.9	226.6	201.6	183.5
90°	2.5	2.5	3.6	5.4	9.8	21.4	65.3	58.7	29.4	55.8	27.6
92.5°	0.0	0.0	0.0	0.0	0.0	0.0	0.0	0.0	0.0	0.0	0.0
95°	0.0	0.0	0.0	0.0	0.0	0.0	0.0	0.0	0.0	0.0	0.0
97.5°	0.0	0.0	0.0	0.0	0.0	0.0	0.0	0.0	0.0	0.0	0.0
100°	0.0	0.0	0.0	0.0	0.0	0.0	0.0	0.0	0.0	0.0	0.0
102.5°	0.0	0.0	0.0	0.0	0.0	0.0	0.0	0.0	0.0	0.0	0.0
105°	0.0	0.0	0.0	0.0	0.0	0.0	0.0	0.0	0.0	0.0	0.0
107.5°	0.0	0.0	0.0	0.0	0.0	0.0	0.0	0.0	0.0	0.0	0.0



REPORT NUMBER: P226933

CATALOG NUMBER: ISW-AF-350-LED-E1-SL3-7050

CANDELA DISTRIBUTION (continued):

	0°	5°	15°	25°	35°	45°	55°	56°	57°	58°	59°
110°	0.0	0.0	0.0	0.0	0.0	0.0	0.0	0.0	0.0	0.0	0.0
112.5°	0.0	0.0	0.0	0.0	0.0	0.0	0.0	0.0	0.0	0.0	0.0
115°	0.0	0.0	0.0	0.0	0.0	0.0	0.0	0.0	0.0	0.0	0.0
117.5°	0.0	0.0	0.0	0.0	0.0	0.0	0.0	0.0	0.0	0.0	0.0
120°	0.0	0.0	0.0	0.0	0.0	0.0	0.0	0.0	0.0	0.0	0.0
122.5°	0.0	0.0	0.0	0.0	0.0	0.0	0.0	0.0	0.0	0.0	0.0
125°	0.0	0.0	0.0	0.0	0.0	0.0	0.0	0.0	0.0	0.0	0.0
127.5°	0.0	0.0	0.0	0.0	0.0	0.0	0.0	0.0	0.0	0.0	0.0
130°	0.0	0.0	0.0	0.0	0.0	0.0	0.0	0.0	0.0	0.0	0.0
132.5°	0.0	0.0	0.0	0.0	0.0	0.0	0.0	0.0	0.0	0.0	0.0
135°	0.0	0.0	0.0	0.0	0.0	0.0	0.0	0.0	0.0	0.0	0.0
137.5°	0.0	0.0	0.0	0.0	0.0	0.0	0.0	0.0	0.0	0.0	0.0
140°	0.0	0.0	0.0	0.0	0.0	0.0	0.0	0.0	0.0	0.0	0.0
142.5°	0.0	0.0	0.0	0.0	0.0	0.0	0.0	0.0	0.0	0.0	0.0
145°	0.0	0.0	0.0	0.0	0.0	0.0	0.0	0.0	0.0	0.0	0.0
147.5°	0.0	0.0	0.0	0.0	0.0	0.0	0.0	0.0	0.0	0.0	0.0
150°	0.0	0.0	0.0	0.0	0.0	0.0	0.0	0.0	0.0	0.0	0.0
152.5°	0.0	0.0	0.0	0.0	0.0	0.0	0.0	0.0	0.0	0.0	0.0
155°	0.0	0.0	0.0	0.0	0.0	0.0	0.0	0.0	0.0	0.0	0.0
157.5°	0.0	0.0	0.0	0.0	0.0	0.0	0.0	0.0	0.0	0.0	0.0
160°	0.0	0.0	0.0	0.0	0.0	0.0	0.0	0.0	0.0	0.0	0.0
162.5°	0.0	0.0	0.0	0.0	0.0	0.0	0.0	0.0	0.0	0.0	0.0
165°	0.0	0.0	0.0	0.0	0.0	0.0	0.0	0.0	0.0	0.0	0.0
167.5°	0.0	0.0	0.0	0.0	0.0	0.0	0.0	0.0	0.0	0.0	0.0
170°	0.0	0.0	0.0	0.0	0.0	0.0	0.0	0.0	0.0	0.0	0.0
172.5°	0.0	0.0	0.0	0.0	0.0	0.0	0.0	0.0	0.0	0.0	0.0
175°	0.0	0.0	0.0	0.0	0.0	0.0	0.0	0.0	0.0	0.0	0.0
177.5°	0.0	0.0	0.0	0.0	0.0	0.0	0.0	0.0	0.0	0.0	0.0
180°	0.0	0.0	0.0	0.0	0.0	0.0	0.0	0.0	0.0	0.0	0.0



REPORT NUMBER: P226933

CATALOG NUMBER: ISW-AF-350-LED-E1-SL3-7050

CANDELA DISTRIBUTION (continued):

	60°	61°	62°	63°	64°	65°	66°	67°	68°	69°	70°
0°	642.5	642.5	642.5	642.5	642.5	642.5	642.5	642.5	642.5	642.5	642.5
2.5°	652.3	653.0	652.3	651.2	652.3	651.2	650.9	650.5	650.9	650.1	649.8
5°	649.1	649.8	649.8	647.6	647.2	648.7	646.5	647.2	646.5	645.8	644.3
7.5°	633.5	633.8	634.2	632.7	633.8	633.8	633.1	633.1	632.4	632.7	631.3
10°	611.7	613.2	614.6	613.9	613.5	616.8	615.3	616.4	616.4	615.3	615.7
12.5°	588.1	590.7	592.5	592.5	593.9	597.6	597.2	597.9	600.8	600.8	599.7
15°	566.4	568.9	571.8	574.0	576.9	579.4	581.3	584.2	585.6	585.6	587.4
17.5°	549.3	553.0	556.2	557.3	561.3	565.7	566.7	570.4	572.6	573.6	575.8
20°	532.7	536.7	540.6	544.3	547.9	553.0	555.5	557.7	561.3	563.5	566.7
22.5°	513.1	519.2	524.3	528.7	534.8	539.2	544.3	547.9	552.2	555.5	558.0
25°	494.6	502.9	509.8	514.2	522.5	528.7	534.8	540.3	545.7	550.4	554.1
27.5°	477.5	487.0	495.3	502.2	511.3	521.1	527.2	536.3	543.5	550.1	554.4
30°	469.2	477.2	485.9	493.9	502.9	515.3	525.4	537.0	546.1	554.4	560.9
32.5°	471.0	478.3	485.9	492.8	502.2	516.0	526.5	539.9	553.3	564.2	572.6
35°	485.5	492.1	497.1	503.3	511.6	522.1	533.4	547.5	564.2	578.7	589.6
37.5°	516.0	517.8	522.9	527.6	531.9	541.7	552.2	564.2	583.4	598.7	613.9
40°	553.7	558.4	563.1	565.3	570.4	576.5	581.3	593.9	611.0	630.9	647.6
42.5°	609.9	611.7	612.4	613.2	615.0	619.3	626.2	637.8	654.5	672.3	690.8
45°	673.0	675.2	677.3	678.4	675.9	678.4	685.7	691.1	707.4	724.1	747.7
47.5°	760.4	753.9	750.6	754.9	752.8	758.2	761.5	764.7	784.3	804.3	824.2
50°	872.4	868.4	863.4	863.7	867.7	864.1	866.3	878.2	884.8	901.4	927.9
52.5°	1051.5	1039.2	1020.0	1011.7	1016.4	1013.5	1014.6	1017.1	1012.8	1028.3	1050.8
55°	1272.7	1256.8	1244.1	1236.8	1210.0	1207.8	1190.1	1183.5	1169.4	1184.3	1179.2
57.5°	1430.5	1420.3	1413.8	1392.0	1379.7	1355.0	1347.8	1339.1	1319.5	1329.3	1338.0
60°	1735.1	1698.8	1686.5	1648.4	1635.7	1612.1	1582.0	1567.2	1557.0	1566.4	1560.6
62.5°	2243.4	2193.0	2183.2	2092.9	2070.8	2016.4	1959.9	1952.3	1920.3	1900.4	1895.7
65°	2739.8	2667.7	2613.6	2515.0	2448.3	2370.7	2284.4	2221.3	2156.4	2123.8	2080.6
66°	2776.8	2748.2	2693.8	2636.1	2538.9	2454.1	2356.2	2288.0	2215.1	2157.9	2120.9
67.5°	2713.7	2698.5	2679.3	2640.1	2579.2	2500.1	2407.3	2320.3	2232.5	2165.1	2106.0
70°	2293.8	2310.5	2332.3	2322.1	2287.3	2256.5	2174.5	2125.9	2059.9	1971.5	1935.2
72.5°	1731.4	1776.0	1760.8	1703.5	1676.7	1655.3	1625.6	1592.9	1498.3	1487.4	1444.6
75°	1113.9	1099.1	1108.8	1039.2	991.7	972.1	901.4	872.4	801.4	755.3	720.1
77.5°	587.1	558.0	535.6	474.3	430.4	404.7	370.2	329.6	267.2	263.6	206.7
80°	272.3	250.2	229.9	208.5	187.1	158.8	137.8	112.4	99.4	85.2	79.4
82.5°	184.9	170.8	158.5	144.3	128.0	108.4	93.6	79.4	67.8	60.9	55.5
85°	167.5	152.3	138.5	120.7	103.7	87.4	71.4	59.1	48.2	42.1	38.4
87.5°	162.8	144.0	129.4	110.2	93.6	76.9	61.6	47.9	37.3	30.5	26.1
90°	20.7	22.1	16.0	15.2	6.5	8.3	6.2	3.6	4.0	2.9	3.3
92.5°	0.0	0.0	0.0	0.0	0.0	0.0	0.0	0.0	0.0	0.0	0.0
95°	0.0	0.0	0.0	0.0	0.0	0.0	0.0	0.0	0.0	0.0	0.0
97.5°	0.0	0.0	0.0	0.0	0.0	0.0	0.0	0.0	0.0	0.0	0.0
100°	0.0	0.0	0.0	0.0	0.0	0.0	0.0	0.0	0.0	0.0	0.0
102.5°	0.0	0.0	0.0	0.0	0.0	0.0	0.0	0.0	0.0	0.0	0.0
105°	0.0	0.0	0.0	0.0	0.0	0.0	0.0	0.0	0.0	0.0	0.0
107.5°	0.0	0.0	0.0	0.0	0.0	0.0	0.0	0.0	0.0	0.0	0.0



REPORT NUMBER: P226933

CATALOG NUMBER: ISW-AF-350-LED-E1-SL3-7050

CANDELA DISTRIBUTION (continued):

	60°	61°	62°	63°	64°	65°	66°	67°	68°	69°	70°
110°	0.0	0.0	0.0	0.0	0.0	0.0	0.0	0.0	0.0	0.0	0.0
112.5°	0.0	0.0	0.0	0.0	0.0	0.0	0.0	0.0	0.0	0.0	0.0
115°	0.0	0.0	0.0	0.0	0.0	0.0	0.0	0.0	0.0	0.0	0.0
117.5°	0.0	0.0	0.0	0.0	0.0	0.0	0.0	0.0	0.0	0.0	0.0
120°	0.0	0.0	0.0	0.0	0.0	0.0	0.0	0.0	0.0	0.0	0.0
122.5°	0.0	0.0	0.0	0.0	0.0	0.0	0.0	0.0	0.0	0.0	0.0
125°	0.0	0.0	0.0	0.0	0.0	0.0	0.0	0.0	0.0	0.0	0.0
127.5°	0.0	0.0	0.0	0.0	0.0	0.0	0.0	0.0	0.0	0.0	0.0
130°	0.0	0.0	0.0	0.0	0.0	0.0	0.0	0.0	0.0	0.0	0.0
132.5°	0.0	0.0	0.0	0.0	0.0	0.0	0.0	0.0	0.0	0.0	0.0
135°	0.0	0.0	0.0	0.0	0.0	0.0	0.0	0.0	0.0	0.0	0.0
137.5°	0.0	0.0	0.0	0.0	0.0	0.0	0.0	0.0	0.0	0.0	0.0
140°	0.0	0.0	0.0	0.0	0.0	0.0	0.0	0.0	0.0	0.0	0.0
142.5°	0.0	0.0	0.0	0.0	0.0	0.0	0.0	0.0	0.0	0.0	0.0
145°	0.0	0.0	0.0	0.0	0.0	0.0	0.0	0.0	0.0	0.0	0.0
147.5°	0.0	0.0	0.0	0.0	0.0	0.0	0.0	0.0	0.0	0.0	0.0
150°	0.0	0.0	0.0	0.0	0.0	0.0	0.0	0.0	0.0	0.0	0.0
152.5°	0.0	0.0	0.0	0.0	0.0	0.0	0.0	0.0	0.0	0.0	0.0
155°	0.0	0.0	0.0	0.0	0.0	0.0	0.0	0.0	0.0	0.0	0.0
157.5°	0.0	0.0	0.0	0.0	0.0	0.0	0.0	0.0	0.0	0.0	0.0
160°	0.0	0.0	0.0	0.0	0.0	0.0	0.0	0.0	0.0	0.0	0.0
162.5°	0.0	0.0	0.0	0.0	0.0	0.0	0.0	0.0	0.0	0.0	0.0
165°	0.0	0.0	0.0	0.0	0.0	0.0	0.0	0.0	0.0	0.0	0.0
167.5°	0.0	0.0	0.0	0.0	0.0	0.0	0.0	0.0	0.0	0.0	0.0
170°	0.0	0.0	0.0	0.0	0.0	0.0	0.0	0.0	0.0	0.0	0.0
172.5°	0.0	0.0	0.0	0.0	0.0	0.0	0.0	0.0	0.0	0.0	0.0
175°	0.0	0.0	0.0	0.0	0.0	0.0	0.0	0.0	0.0	0.0	0.0
177.5°	0.0	0.0	0.0	0.0	0.0	0.0	0.0	0.0	0.0	0.0	0.0
180°	0.0	0.0	0.0	0.0	0.0	0.0	0.0	0.0	0.0	0.0	0.0



REPORT NUMBER: P226933

CATALOG NUMBER: ISW-AF-350-LED-E1-SL3-7050

CANDELA DISTRIBUTION (continued):

	71°	72°	73°	74°	75°	76°	77°	78°	79°	80°	81°
0°	642.5	642.5	642.5	642.5	642.5	642.5	642.5	642.5	642.5	642.5	642.5
2.5°	649.1	648.0	649.1	648.7	647.2	647.6	648.0	646.5	645.8	645.8	645.4
5°	643.3	642.5	643.3	642.9	640.7	640.4	640.4	639.3	637.8	636.7	636.0
7.5°	629.5	630.2	629.8	628.8	627.7	627.7	626.6	624.0	622.6	621.1	619.7
10°	613.9	613.9	614.2	613.9	612.1	611.3	609.9	608.4	608.8	605.2	602.3
12.5°	600.1	600.1	599.7	599.0	597.9	597.6	597.6	593.2	592.1	591.0	587.8
15°	587.1	587.8	587.8	587.8	586.0	586.0	584.2	581.3	581.3	578.0	574.7
17.5°	576.9	578.0	577.6	578.0	578.4	576.2	572.9	571.1	568.9	567.1	562.8
20°	568.2	568.9	569.3	569.3	568.2	566.7	563.8	560.9	559.5	555.9	550.4
22.5°	560.2	561.7	562.0	562.0	560.6	559.5	556.6	552.2	549.3	545.0	539.9
25°	557.0	558.8	557.7	558.4	557.0	554.4	550.4	546.8	542.5	537.0	531.6
27.5°	558.0	560.6	559.9	559.5	557.7	555.9	550.8	546.4	541.4	534.8	528.0
30°	564.6	568.9	567.1	565.7	565.3	560.9	556.2	550.1	544.3	536.7	528.7
32.5°	576.9	579.1	579.4	578.4	576.5	572.9	566.4	558.4	551.9	542.8	533.4
35°	597.2	599.4	598.7	598.7	596.8	591.0	583.1	575.1	566.0	555.9	546.1
37.5°	625.5	629.5	628.8	627.3	625.1	618.2	612.1	602.3	592.1	578.7	567.5
40°	661.0	667.2	672.6	671.5	666.5	660.3	654.5	643.3	633.1	618.2	605.9
42.5°	708.9	717.2	724.1	729.2	727.0	719.0	708.9	704.2	689.7	674.4	661.8
45°	770.2	787.6	793.7	799.9	799.9	794.8	792.7	783.2	768.0	747.7	735.7
47.5°	851.0	874.2	881.1	891.6	897.8	892.4	888.4	872.4	862.3	834.4	831.4
50°	949.3	972.5	991.4	1003.7	1001.9	1006.6	997.2	988.1	974.0	951.1	943.1
52.5°	1074.8	1093.2	1110.3	1117.5	1125.2	1124.1	1121.9	1115.7	1098.0	1085.6	1065.3
55°	1203.5	1218.7	1239.4	1251.3	1261.1	1259.3	1251.0	1236.1	1239.4	1213.6	1202.4
57.5°	1350.0	1366.7	1389.1	1400.4	1404.7	1426.8	1421.4	1419.6	1413.4	1404.4	1392.8
60°	1602.0	1606.7	1625.2	1653.5	1688.3	1681.4	1690.1	1695.9	1700.2	1679.9	1678.5
62.5°	1902.2	1908.0	1924.0	1929.8	1934.9	1935.6	1924.0	1924.0	1904.0	1877.9	1857.6
65°	2066.1	2054.1	2043.3	2037.1	2023.7	2011.7	1994.3	1970.7	1937.0	1896.8	1860.5
66°	2089.7	2065.4	2051.2	2035.7	2014.3	1992.1	1971.5	1939.2	1899.7	1851.8	1804.0
67.5°	2066.8	2033.5	2000.5	1977.6	1947.9	1908.0	1871.8	1834.0	1796.7	1731.1	1686.5
70°	1858.3	1818.5	1782.2	1732.2	1685.0	1645.9	1583.5	1517.9	1463.8	1394.9	1351.1
72.5°	1380.1	1332.9	1285.8	1215.4	1146.9	1136.8	1058.4	981.2	939.9	884.4	839.8
75°	681.7	622.2	537.7	500.0	445.3	418.4	403.6	347.7	334.3	279.6	278.8
77.5°	192.5	165.3	146.9	128.0	120.0	114.2	94.3	90.3	81.9	80.5	75.8
80°	72.9	68.9	67.1	65.3	63.5	62.4	61.6	58.7	57.3	55.1	54.0
82.5°	52.6	51.1	47.9	46.8	45.3	43.1	42.8	41.0	39.9	37.7	37.0
85°	35.5	33.7	31.9	30.1	29.4	29.0	27.9	27.2	26.5	25.4	25.0
87.5°	23.9	22.1	19.9	19.2	18.9	19.2	19.6	18.9	18.5	17.8	17.4
90°	2.9	4.0	3.6	3.6	4.4	3.6	3.6	4.0	3.6	3.6	3.3
92.5°	0.0	0.0	0.0	0.0	0.0	0.0	0.0	0.0	0.0	0.0	0.0
95°	0.0	0.0	0.0	0.0	0.0	0.0	0.0	0.0	0.0	0.0	0.0
97.5°	0.0	0.0	0.0	0.0	0.0	0.0	0.0	0.0	0.0	0.0	0.0
100°	0.0	0.0	0.0	0.0	0.0	0.0	0.0	0.0	0.0	0.0	0.0
102.5°	0.0	0.0	0.0	0.0	0.0	0.0	0.0	0.0	0.0	0.0	0.0
105°	0.0	0.0	0.0	0.0	0.0	0.0	0.0	0.0	0.0	0.0	0.0
107.5°	0.0	0.0	0.0	0.0	0.0	0.0	0.0	0.0	0.0	0.0	0.0



REPORT NUMBER: P226933
 CATALOG NUMBER: ISW-AF-350-LED-E1-SL3-7050

REPORT N
 CATALOG

CANDELA DISTRIBUTION (continued):

CANDELA

	71°	72°	73°	74°	75°	76°	77°	78°	79°	80°	81°	
110°	0.0	0.0	0.0	0.0	0.0	0.0	0.0	0.0	0.0	0.0	0.0	0°
112.5°	0.0	0.0	0.0	0.0	0.0	0.0	0.0	0.0	0.0	0.0	0.0	2.5°
115°	0.0	0.0	0.0	0.0	0.0	0.0	0.0	0.0	0.0	0.0	0.0	5°
117.5°	0.0	0.0	0.0	0.0	0.0	0.0	0.0	0.0	0.0	0.0	0.0	7.5°
120°	0.0	0.0	0.0	0.0	0.0	0.0	0.0	0.0	0.0	0.0	0.0	10°
122.5°	0.0	0.0	0.0	0.0	0.0	0.0	0.0	0.0	0.0	0.0	0.0	12.5°
125°	0.0	0.0	0.0	0.0	0.0	0.0	0.0	0.0	0.0	0.0	0.0	15°
127.5°	0.0	0.0	0.0	0.0	0.0	0.0	0.0	0.0	0.0	0.0	0.0	17.5°
130°	0.0	0.0	0.0	0.0	0.0	0.0	0.0	0.0	0.0	0.0	0.0	20°
132.5°	0.0	0.0	0.0	0.0	0.0	0.0	0.0	0.0	0.0	0.0	0.0	22.5°
135°	0.0	0.0	0.0	0.0	0.0	0.0	0.0	0.0	0.0	0.0	0.0	25°
137.5°	0.0	0.0	0.0	0.0	0.0	0.0	0.0	0.0	0.0	0.0	0.0	27.5°
140°	0.0	0.0	0.0	0.0	0.0	0.0	0.0	0.0	0.0	0.0	0.0	30°
142.5°	0.0	0.0	0.0	0.0	0.0	0.0	0.0	0.0	0.0	0.0	0.0	32.5°
145°	0.0	0.0	0.0	0.0	0.0	0.0	0.0	0.0	0.0	0.0	0.0	35°
147.5°	0.0	0.0	0.0	0.0	0.0	0.0	0.0	0.0	0.0	0.0	0.0	37.5°
150°	0.0	0.0	0.0	0.0	0.0	0.0	0.0	0.0	0.0	0.0	0.0	40°
152.5°	0.0	0.0	0.0	0.0	0.0	0.0	0.0	0.0	0.0	0.0	0.0	42.5°
155°	0.0	0.0	0.0	0.0	0.0	0.0	0.0	0.0	0.0	0.0	0.0	45°
157.5°	0.0	0.0	0.0	0.0	0.0	0.0	0.0	0.0	0.0	0.0	0.0	47.5°
160°	0.0	0.0	0.0	0.0	0.0	0.0	0.0	0.0	0.0	0.0	0.0	50°
162.5°	0.0	0.0	0.0	0.0	0.0	0.0	0.0	0.0	0.0	0.0	0.0	52.5°
165°	0.0	0.0	0.0	0.0	0.0	0.0	0.0	0.0	0.0	0.0	0.0	55°
167.5°	0.0	0.0	0.0	0.0	0.0	0.0	0.0	0.0	0.0	0.0	0.0	57.5°
170°	0.0	0.0	0.0	0.0	0.0	0.0	0.0	0.0	0.0	0.0	0.0	60°
172.5°	0.0	0.0	0.0	0.0	0.0	0.0	0.0	0.0	0.0	0.0	0.0	62.5°
175°	0.0	0.0	0.0	0.0	0.0	0.0	0.0	0.0	0.0	0.0	0.0	65°
177.5°	0.0	0.0	0.0	0.0	0.0	0.0	0.0	0.0	0.0	0.0	0.0	66°
180°	0.0	0.0	0.0	0.0	0.0	0.0	0.0	0.0	0.0	0.0	0.0	67.5°
												70°
												72.5°
												75°
												77.5°
												80°
												82.5°
												85°
												87.5°
												90°
												92.5°
												95°
												97.5°
												100°
												102.5°
												105°
												107.5°



NUMBER: P226933
 NUMBER: ISW-AF-350-LED-E1-SL3-7050

REPORT NUMBER: P
 CATALOG NUMBER:

<u>DISTRIBUTION (continued):</u>											<u>CANDELA DISTRIBUTION</u>	
82°	83°	84°	85°	86°	87°	88°	89°	90°	95°	105°		82°
642.5	642.5	642.5	642.5	642.5	642.5	642.5	642.5	642.5	642.5	642.5	110°	0.0
644.7	643.6	644.0	642.5	642.2	642.9	643.3	643.3	642.2	635.6	628.0	112.5°	0.0
635.3	633.1	632.7	631.7	629.8	632.0	630.9	629.1	626.9	619.3	604.5	115°	0.0
617.9	616.4	614.6	613.2	612.1	611.3	611.0	609.2	605.2	591.0	566.0	117.5°	0.0
601.2	599.4	597.2	593.9	592.5	590.3	590.3	586.0	583.1	565.3	528.3	120°	0.0
584.9	581.6	580.5	578.4	574.4	572.6	570.0	565.7	561.3	539.9	491.3	122.5°	0.0
572.6	569.3	564.6	563.1	558.8	554.8	551.5	545.7	541.0	512.7	452.5	125°	0.0
559.1	556.6	551.5	548.3	543.5	538.8	533.4	526.1	522.9	487.0	415.5	127.5°	0.0
548.3	542.5	536.7	533.8	528.0	522.5	517.1	508.4	501.8	461.6	376.4	130°	0.0
535.6	530.5	524.3	519.2	511.3	505.1	498.9	489.9	481.9	435.8	336.9	132.5°	0.0
526.9	519.6	513.1	507.3	498.2	491.0	482.3	472.5	464.5	411.2	293.3	135°	0.0
521.8	514.5	506.2	498.9	488.4	480.1	470.7	459.8	449.6	391.2	252.4	137.5°	0.0
520.3	511.6	502.9	493.9	483.0	472.5	461.2	450.4	437.3	372.0	207.8	140°	0.0
524.7	514.2	504.4	493.5	480.8	468.8	457.6	443.5	430.4	355.4	163.9	142.5°	0.0
536.7	524.0	512.7	500.8	486.3	473.2	459.8	443.8	429.3	343.7	125.5	145°	0.0
555.5	543.5	530.5	518.5	501.8	487.3	472.5	455.4	438.0	339.0	94.6	147.5°	0.0
593.6	577.6	564.2	551.5	532.3	517.4	500.4	479.7	460.1	343.4	79.0	150°	0.0
646.9	626.9	614.6	603.4	579.4	563.1	543.5	520.0	497.9	355.7	69.6	152.5°	0.0
720.5	705.3	683.1	665.7	641.4	623.3	601.6	573.3	548.6	373.1	64.9	155°	0.0
812.6	792.7	770.9	753.1	726.7	695.1	672.3	638.2	610.3	400.3	62.7	157.5°	0.0
925.4	901.4	872.1	857.2	820.6	795.9	765.5	728.8	693.3	442.4	63.8	160°	0.0
1047.9	1022.2	999.3	971.1	937.7	910.1	881.1	842.3	797.7	522.1	68.2	162.5°	0.0
1177.4	1160.7	1138.9	1102.3	1084.2	1049.4	1012.4	969.6	937.3	625.9	78.7	165°	0.0
1365.9	1347.8	1345.3	1309.4	1281.8	1250.3	1221.2	1185.7	1147.6	810.1	103.3	167.5°	0.0
1656.0	1637.2	1615.8	1587.8	1555.2	1516.0	1480.1	1432.3	1389.9	994.6	114.9	170°	0.0
1827.9	1793.1	1754.6	1712.2	1664.7	1616.1	1567.9	1506.6	1445.0	1005.9	103.7	172.5°	0.0
1813.4	1770.2	1721.3	1663.6	1613.6	1553.8	1501.9	1422.9	1366.7	895.6	84.5	175°	0.0
1759.7	1700.6	1654.6	1601.6	1538.9	1485.2	1430.5	1352.5	1288.3	821.3	77.2	177.5°	0.0
1622.3	1571.9	1508.1	1457.3	1410.9	1346.7	1295.2	1222.3	1178.1	712.2	69.3	180°	0.0
1296.7	1227.0	1173.0	1133.5	1080.9	1022.9	977.2	915.9	876.8	471.4	59.8		
755.3	737.9	677.3	643.3	611.3	564.2	528.0	498.6	447.1	228.4	52.9		
232.8	216.5	214.3	182.0	192.5	164.6	160.3	145.8	145.8	87.7	41.7		
74.3	72.9	70.0	66.0	64.5	64.5	62.7	62.4	59.5	47.1	31.2		
52.6	51.5	50.4	49.3	48.6	49.0	47.5	46.8	46.1	34.1	24.7		
36.3	35.2	33.0	33.0	32.3	31.9	32.3	30.8	30.5	23.9	20.7		
24.7	24.3	23.9	23.6	23.2	22.8	22.5	21.4	20.7	16.7	14.5		
16.3	13.8	13.4	11.6	11.2	10.9	10.2	10.9	12.0	12.0	9.4		
3.6	3.3	3.6	3.6	2.9	3.3	3.3	2.5	2.5	3.6	3.3		
0.0	0.0	0.0	0.0	0.0	0.0	0.0	0.0	0.0	0.0	0.0		
0.0	0.0	0.0	0.0	0.0	0.0	0.0	0.0	0.0	0.0	0.0		
0.0	0.0	0.0	0.0	0.0	0.0	0.0	0.0	0.0	0.0	0.0		
0.0	0.0	0.0	0.0	0.0	0.0	0.0	0.0	0.0	0.0	0.0		
0.0	0.0	0.0	0.0	0.0	0.0	0.0	0.0	0.0	0.0	0.0		
0.0	0.0	0.0	0.0	0.0	0.0	0.0	0.0	0.0	0.0	0.0		
0.0	0.0	0.0	0.0	0.0	0.0	0.0	0.0	0.0	0.0	0.0		
0.0	0.0	0.0	0.0	0.0	0.0	0.0	0.0	0.0	0.0	0.0		
0.0	0.0	0.0	0.0	0.0	0.0	0.0	0.0	0.0	0.0	0.0		
0.0	0.0	0.0	0.0	0.0	0.0	0.0	0.0	0.0	0.0	0.0		
0.0	0.0	0.0	0.0	0.0	0.0	0.0	0.0	0.0	0.0	0.0		
0.0	0.0	0.0	0.0	0.0	0.0	0.0	0.0	0.0	0.0	0.0		

'226933
 ISW-AF-350-LED-E1-SL3-7050

REPORT NUMBER: P226933
 CATALOG NUMBER: ISW-AF-3!

TION (continued):

CANDELA DISTRIBUTION (con

83°	84°	85°	86°	87°	88°	89°	90°	95°	105°		115°	125°
0.0	0.0	0.0	0.0	0.0	0.0	0.0	0.0	0.0	0.0	0°	642.5	642.5
0.0	0.0	0.0	0.0	0.0	0.0	0.0	0.0	0.0	0.0	2.5°	621.5	615.7
0.0	0.0	0.0	0.0	0.0	0.0	0.0	0.0	0.0	0.0	5°	588.5	575.5
0.0	0.0	0.0	0.0	0.0	0.0	0.0	0.0	0.0	0.0	7.5°	543.9	518.5
0.0	0.0	0.0	0.0	0.0	0.0	0.0	0.0	0.0	0.0	10°	492.8	456.2
0.0	0.0	0.0	0.0	0.0	0.0	0.0	0.0	0.0	0.0	12.5°	439.8	393.1
0.0	0.0	0.0	0.0	0.0	0.0	0.0	0.0	0.0	0.0	15°	390.5	328.5
0.0	0.0	0.0	0.0	0.0	0.0	0.0	0.0	0.0	0.0	17.5°	338.7	262.2
0.0	0.0	0.0	0.0	0.0	0.0	0.0	0.0	0.0	0.0	20°	289.0	198.0
0.0	0.0	0.0	0.0	0.0	0.0	0.0	0.0	0.0	0.0	22.5°	232.8	138.9
0.0	0.0	0.0	0.0	0.0	0.0	0.0	0.0	0.0	0.0	25°	170.8	100.8
0.0	0.0	0.0	0.0	0.0	0.0	0.0	0.0	0.0	0.0	27.5°	121.8	80.5
0.0	0.0	0.0	0.0	0.0	0.0	0.0	0.0	0.0	0.0	30°	91.0	67.8
0.0	0.0	0.0	0.0	0.0	0.0	0.0	0.0	0.0	0.0	32.5°	72.9	58.7
0.0	0.0	0.0	0.0	0.0	0.0	0.0	0.0	0.0	0.0	35°	62.0	53.3
0.0	0.0	0.0	0.0	0.0	0.0	0.0	0.0	0.0	0.0	37.5°	55.5	49.7
0.0	0.0	0.0	0.0	0.0	0.0	0.0	0.0	0.0	0.0	40°	51.9	47.9
0.0	0.0	0.0	0.0	0.0	0.0	0.0	0.0	0.0	0.0	42.5°	49.7	46.1
0.0	0.0	0.0	0.0	0.0	0.0	0.0	0.0	0.0	0.0	45°	48.6	45.0
0.0	0.0	0.0	0.0	0.0	0.0	0.0	0.0	0.0	0.0	47.5°	47.9	43.5
0.0	0.0	0.0	0.0	0.0	0.0	0.0	0.0	0.0	0.0	50°	47.1	43.5
0.0	0.0	0.0	0.0	0.0	0.0	0.0	0.0	0.0	0.0	52.5°	47.5	44.2
0.0	0.0	0.0	0.0	0.0	0.0	0.0	0.0	0.0	0.0	55°	49.3	44.2
0.0	0.0	0.0	0.0	0.0	0.0	0.0	0.0	0.0	0.0	57.5°	52.2	44.2
0.0	0.0	0.0	0.0	0.0	0.0	0.0	0.0	0.0	0.0	60°	54.4	45.0
0.0	0.0	0.0	0.0	0.0	0.0	0.0	0.0	0.0	0.0	62.5°	55.1	46.4
0.0	0.0	0.0	0.0	0.0	0.0	0.0	0.0	0.0	0.0	65°	54.4	47.1
0.0	0.0	0.0	0.0	0.0	0.0	0.0	0.0	0.0	0.0	66°	53.7	47.1
0.0	0.0	0.0	0.0	0.0	0.0	0.0	0.0	0.0	0.0	67.5°	52.6	46.4
										70°	50.0	43.5
										72.5°	45.0	39.2
										75°	38.4	31.5
										77.5°	31.2	25.4
										80°	23.2	19.2
										82.5°	17.0	14.9
										85°	12.0	10.5
										87.5°	7.3	6.5
										90°	1.8	1.8
										92.5°	0.0	0.0
										95°	0.0	0.0
										97.5°	0.0	0.0
										100°	0.0	0.0
										102.5°	0.0	0.0
										105°	0.0	0.0
										107.5°	0.0	0.0



REPORT NUMBER: P226933

CATALOG NUMBER: ISW-AF-350-LED-E1-

50-LED-E1-SL3-7050

tinued):

135°	145°	155°	165°	175°	180°
642.5	642.5	642.5	642.5	642.5	642.5
611.7	611.3	602.3	600.5	594.3	597.6
559.9	553.7	537.4	534.1	527.2	525.4
497.9	480.8	467.8	453.3	439.5	446.4
425.3	396.7	368.0	349.2	341.6	339.0
356.4	304.9	269.1	232.1	219.0	223.7
273.0	214.3	166.4	145.0	132.7	130.5
192.5	137.4	115.3	109.9	107.3	107.3
130.5	104.8	96.5	93.9	93.9	94.3
99.4	88.1	84.5	84.8	86.3	86.7
82.3	78.0	76.1	78.7	81.6	81.9
71.1	70.0	70.3	73.6	76.5	76.9
62.4	63.5	64.9	67.8	70.3	71.1
56.2	58.0	59.1	60.9	62.4	62.7
51.9	54.0	53.7	54.8	55.8	56.2
49.3	50.4	49.3	50.0	50.0	50.8
47.1	47.5	45.7	46.1	46.8	46.8
45.0	44.6	42.8	43.5	44.6	45.0
42.8	42.1	40.6	42.1	43.9	44.2
41.0	40.2	39.5	41.3	43.5	43.9
40.2	39.5	38.8	41.3	43.5	43.9
40.2	39.5	38.8	40.6	42.8	43.1
40.6	39.9	38.4	40.2	41.7	42.1
41.0	40.2	37.7	38.8	39.5	39.9
41.0	39.5	37.0	37.3	37.3	37.7
40.2	38.4	35.5	35.5	35.2	35.2
40.2	37.0	34.1	33.4	32.6	32.6
39.9	36.6	33.7	32.6	31.5	31.5
39.2	35.9	33.0	31.5	30.5	30.5
36.6	34.4	31.2	29.7	28.6	28.3
32.6	31.5	29.0	27.9	26.8	26.5
27.6	27.9	26.5	25.7	24.7	24.3
23.2	23.9	23.2	22.8	22.1	21.8
18.5	19.9	19.2	19.2	19.6	18.9
14.1	16.0	15.2	16.0	16.7	15.6
9.8	11.6	11.6	12.0	12.3	11.6
6.2	7.6	7.3	7.6	7.6	7.3
1.5	2.5	1.5	2.2	1.8	1.5
0.0	0.0	0.0	0.0	0.0	0.0
0.0	0.0	0.0	0.0	0.0	0.0
0.0	0.0	0.0	0.0	0.0	0.0
0.0	0.0	0.0	0.0	0.0	0.0
0.0	0.0	0.0	0.0	0.0	0.0
0.0	0.0	0.0	0.0	0.0	0.0
0.0	0.0	0.0	0.0	0.0	0.0
0.0	0.0	0.0	0.0	0.0	0.0
0.0	0.0	0.0	0.0	0.0	0.0

CANDELA DISTRIBUTION (continued):

	115°	125°	135°
110°	0.0	0.0	0.0
112.5°	0.0	0.0	0.0
115°	0.0	0.0	0.0
117.5°	0.0	0.0	0.0
120°	0.0	0.0	0.0
122.5°	0.0	0.0	0.0
125°	0.0	0.0	0.0
127.5°	0.0	0.0	0.0
130°	0.0	0.0	0.0
132.5°	0.0	0.0	0.0
135°	0.0	0.0	0.0
137.5°	0.0	0.0	0.0
140°	0.0	0.0	0.0
142.5°	0.0	0.0	0.0
145°	0.0	0.0	0.0
147.5°	0.0	0.0	0.0
150°	0.0	0.0	0.0
152.5°	0.0	0.0	0.0
155°	0.0	0.0	0.0
157.5°	0.0	0.0	0.0
160°	0.0	0.0	0.0
162.5°	0.0	0.0	0.0
165°	0.0	0.0	0.0
167.5°	0.0	0.0	0.0
170°	0.0	0.0	0.0
172.5°	0.0	0.0	0.0
175°	0.0	0.0	0.0
177.5°	0.0	0.0	0.0
180°	0.0	0.0	0.0

